

MOBILE MODULAR CONSTRUCTION OFFICES
Any of our existing units can be modified to suit.



Mobile Modular has a reputation for providing our customers with quality construction offices and job site trailers. Our buildings are prepared quickly and delivered on time.



Available for Rent, Lease or Purchase

Mobile Modular has years of experience at managing modular office building installations in construction settings. Our knowledgeable installers are familiar with special site security, safety and various types of site conditions. We can provide you with well-maintained buildings in a variety of sizes and configurations for all of your mobile office needs.

Standard construction office buildings are available with or without restrooms. All include heating and air conditioning units, vinyl clad metal exterior doors and comes with carpet or vinyl tile floor. Our T-grid suspended ceilings feature recessed fluorescent lighting; interior walls are paneled. Modular exteriors are constructed with 8" groove siding with masonite trim.

Amenity Options and Services

- Variety of floorplans
- Skirting
- Stairs and ramps
- Restrooms
- Furniture

Amenity Options and Services *continued*

- Security bars
- Custom exterior paint
- Window security screen
- Mini Blinds

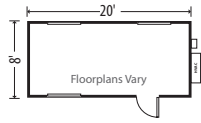
800.944.3442 • mobilemodular.com

885 Valentine Ave, SE Pacific, WA 98047 | 2699 1st St, Richland, WA 99354 | 6400 SE 101st Ave, Suite X3, Portland, OR 97266
29336 Airport Rd, Eugene, OR 97402 | 1000 SW Lake Court, Redmond, OR 97756 | 4055 S. Eagleson Rd, Boise, ID 83705
11120 West Sunset Hwy 2, Airway Heights, WA 99001

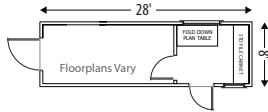


JOB SITE BUILDINGS

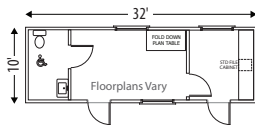
8' x 20' Standard Floorplan* – 160 sq. ft.



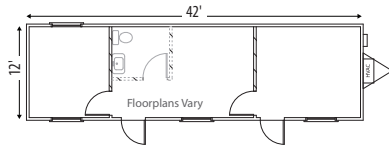
8' x 28' Standard Floorplan* – 224 sq. ft.



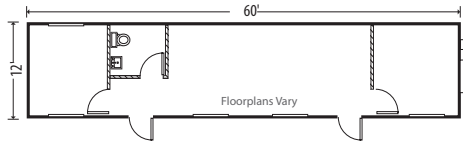
10' x 32' Standard Floorplan* – 320 sq. ft.



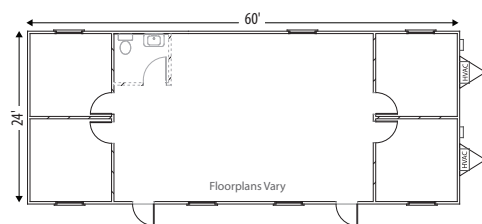
12' x 42' Standard Floorplan* – 504 sq. ft.



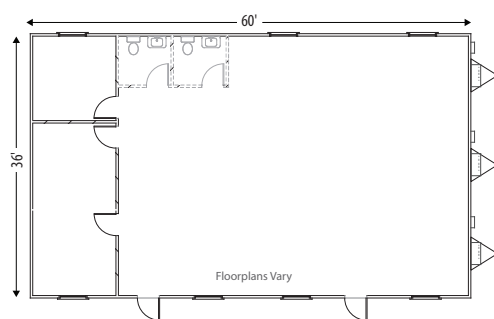
12' x 60' Standard Floorplan* – 720 sq. ft.



24' x 60' Standard Floorplan* – 1440 sq. ft.



36' x 60' Standard Floorplan* – 2160 sq. ft.



*All dimensions are nominal. Unless noted, equipment and related furnishing, finishes, accessories and appliances provided are previously leased. Materials, dimensions and specifications vary.

Fixture count, floorplans and available sizes may vary by region. Please contact your modular building expert for further information. Specifications are subject to change without notice.

 Optional partitions and restrooms

800.944.3442 • mobilemodular.com

885 Valentine Ave, SE Pacific, WA 98047 | 2699 1st St, Richland, WA 99354 | 6400 SE 101st Ave, Suite X3, Portland, OR 97266
 29336 Airport Rd, Eugene, OR 97402 | 1000 SW Lake Court, Redmond, OR 97756 | 4055 S. Eagleson Rd, Boise, ID 83705
 11120 West Sunset Hwy 2, Airway Heights, WA 99001

